

Perler Bead Patterns

UFO

If you have any question or suggestion please don't hesitate to contact us through our website www.perler-bead-patterns.com. For updates regarding new free patterns follow us on:



<https://www.facebook.com/perlerbeadspatterns>




<http://www.pinterest.com/perler-bead-patterns-free-printable/>




<https://www.youtube.com/user/PerlerBeadPatterns>

I would be glad to see your creations at our Facebook page.

Have fun with our patterns and with your new creations!

Disclaimer: All logos, images and trademarks, which serve as reference for creating the patterns, belong to their respective holders and we recognize them as such. However, the perler bead patterns were designed and generated by us. This means they are copyrighted solely to us. This pattern was licensed under the license **Creative Commons BY-NC** Version 3.0. 


UFO



Perler's number and colors needed:

- Red (234)
- Reddish brown (39)
- Translucent black (18)
- Neon blue (62)
- Pastel red (187)
- Glow blue (464)

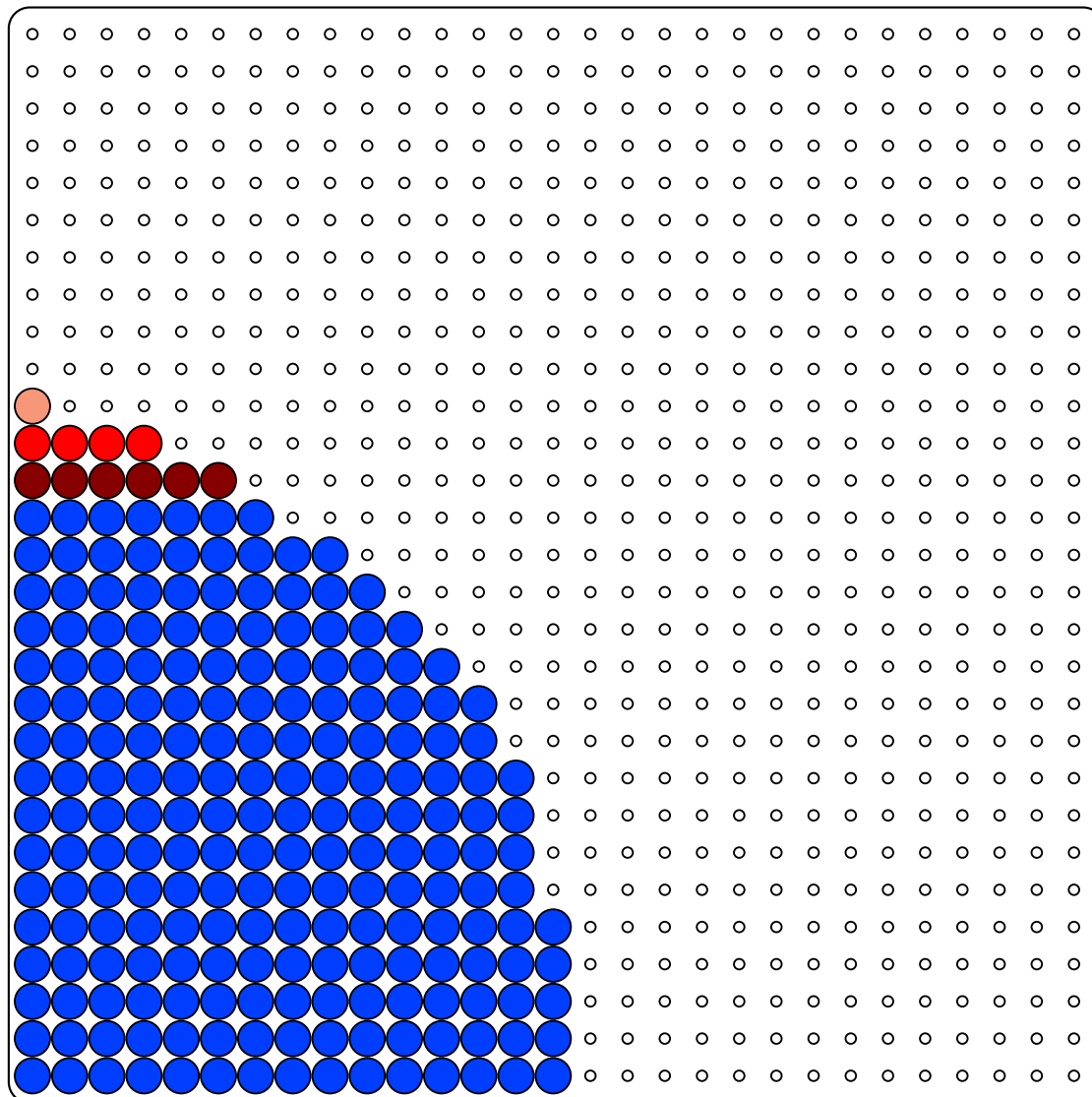
UFO top left



Perler's number and colors needed:

- Red (8)
- Reddish brown (8)
- Pastel red (3)
- Glow blue (238)

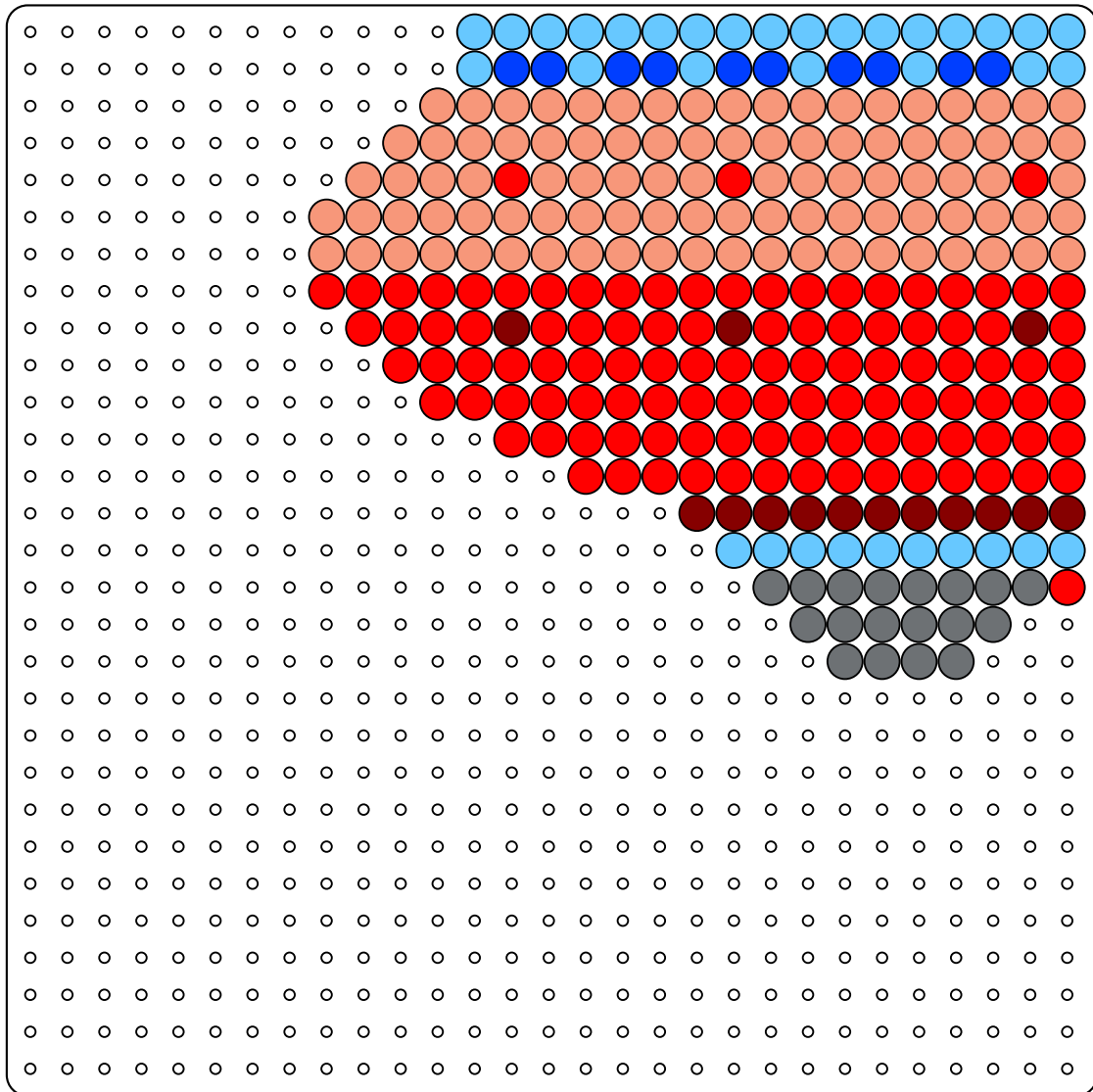
UFO top right



Perler's number and colors needed:

- Red (4)
- Reddish brown (6)
- Pastel red (1)
- Glow blue (206)

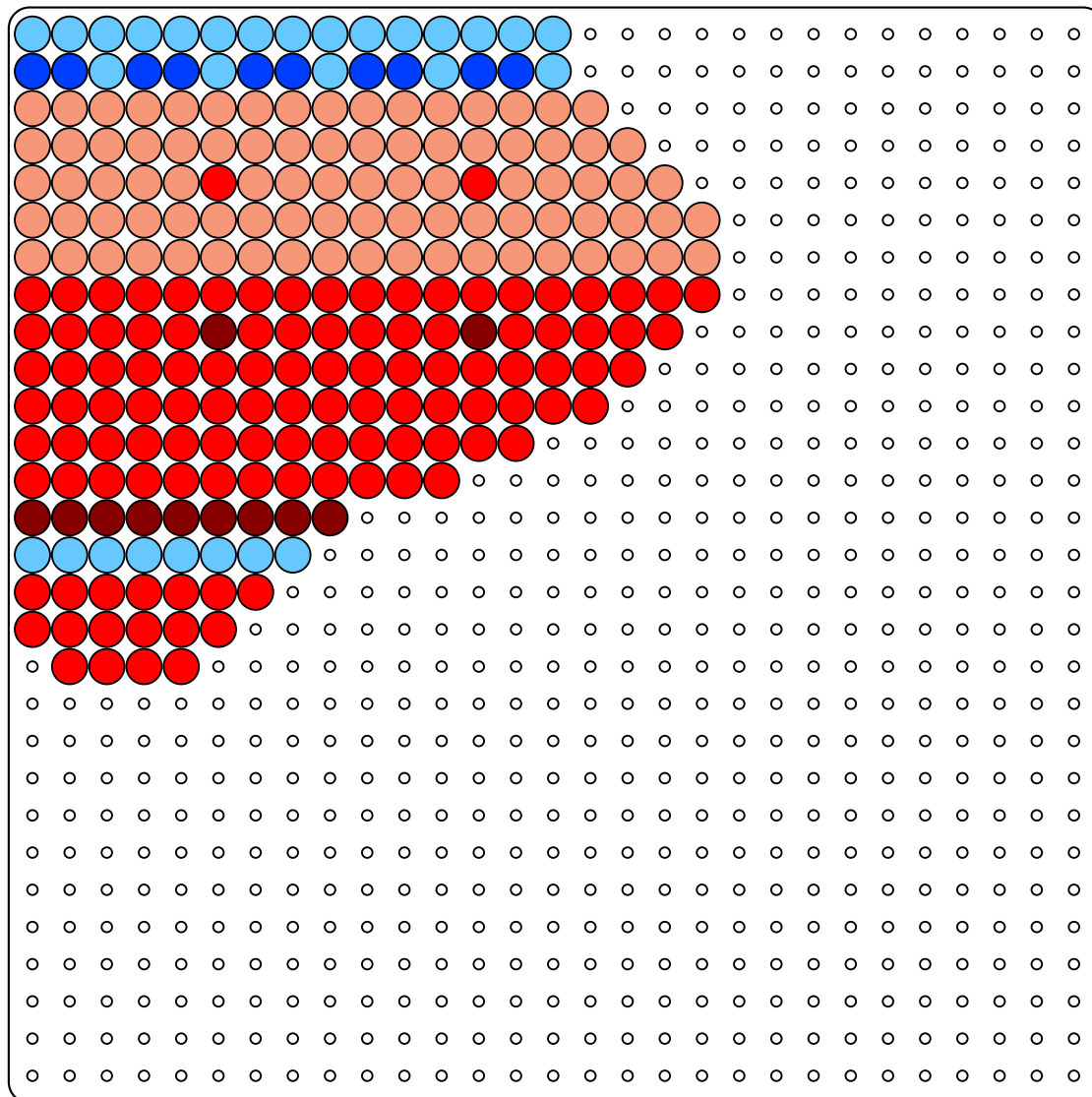
UFO bottom left



Perler's number and colors needed:

- Red (109)
- Reddish brown (14)
- Translucent black (18)
- Neon blue (34)
- Pastel red (96)
- Glow blue (10)

UFO bottom right



Perler's number and colors needed:

- Red (113)
- Reddish brown (11)
- Neon blue (28)
- Pastel red (87)
- Glow blue (10)