

Perler Bead Patterns

Tinker Bell

If you have any question or suggestion please don't hesitate to contact us through our website www.perler-bead-patterns.com. For updates regarding new free patterns follow us on:



<https://www.facebook.com/perlerbeadspatterns>



<http://www.pinterest.com/perler-bead-patterns-free-printable/>




<https://www.youtube.com/user/PerlerBeadPatterns>

I would be glad to see your creations at our Facebook page.

Have fun with our patterns and with your new creations!

Disclaimer: All logos, images and trademarks, which serve as reference for creating the patterns, belong to their respective holders and we recognize them as such. However, the perler bead patterns were designed and generated by us. This means they are copyrighted solely to us. This pattern was licensed under the license **Creative Commons BY-NC** Version 3.0. 


Tinker Bell



Perler's number and colors needed:

- | | | |
|---------------------------|---------------------------|----------------------|
| ○ White (2) | ● Yellow (33) | ● Red (2) |
| ● Translucent yellow (15) | ● Black (2) | ● Beige (143) |
| ● Claret (39) | ● Turquoise (81) | ● Neon fuchsia (33) |
| ● Neon yellow (1) | ● Fluorescent yellow (19) | ● Pastel purple (68) |
| ● Silver (2) | | |

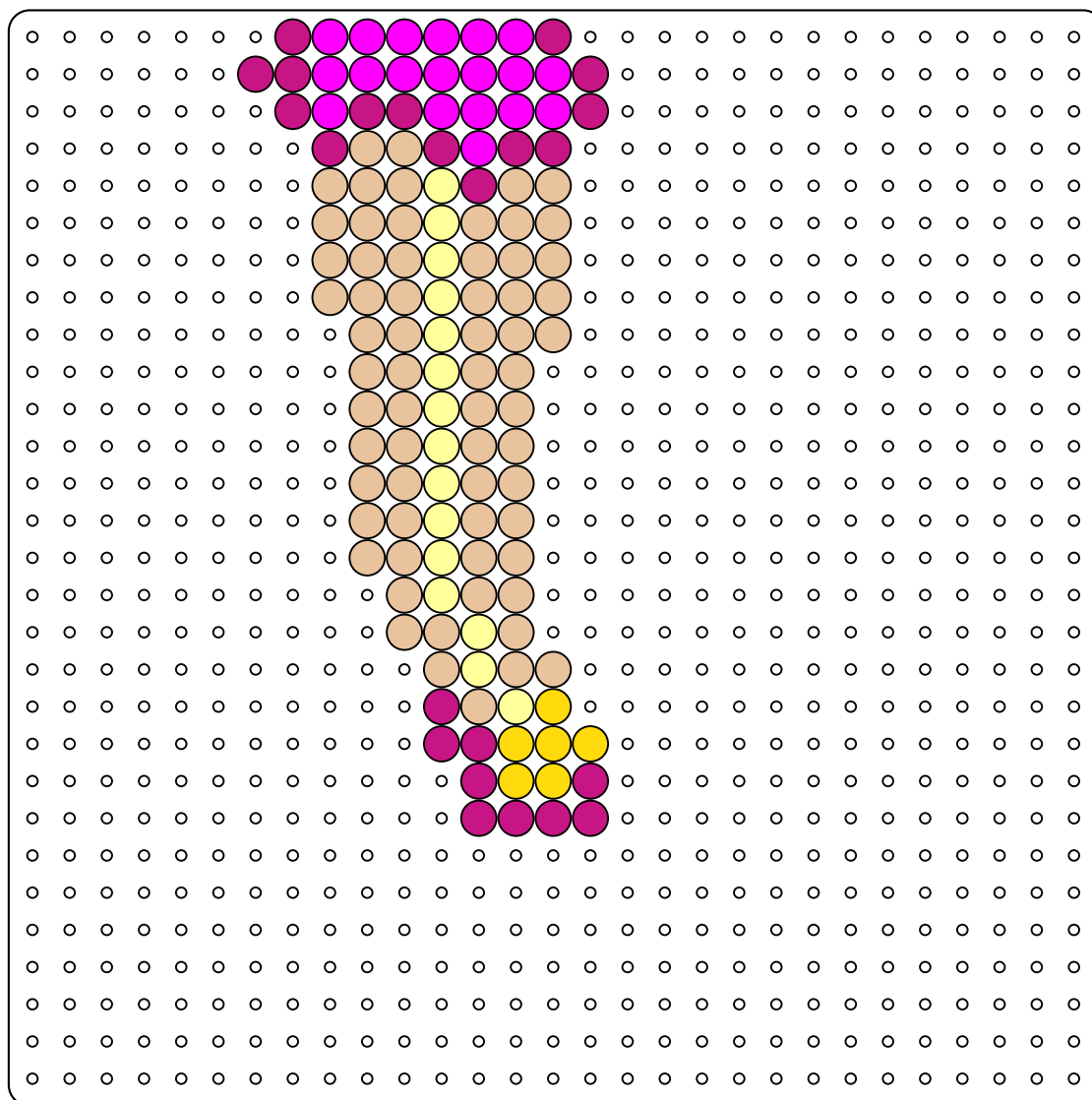
Tinker Bell top



Perler's number and colors needed:

- | | | |
|---------------------------|----------------------|-------------------|
| ○ White (2) | ● Yellow (27) | ● Red (2) |
| ● Black (2) | ● Beige (79) | ● Claret (16) |
| ● Turquoise (81) | ● Neon fuchsia (14) | ● Neon yellow (1) |
| ● Fluorescent yellow (19) | ● Pastel purple (68) | ● Silver (2) |

Tinker Bell bottom



Perler's number and colors needed:

- Yellow (6)
- Translucent yellow (15)
- Beige (64)
- Claret (23)
- Neon fuchsia (19)