

# Perler Bead Patterns

## Spongebob scarried

If you have any question or suggestion please don't hesitate to contact us through our website [www.perler-bead-patterns.com](http://www.perler-bead-patterns.com). For updates regarding new free patterns follow us on:



<https://www.facebook.com/perlerbeadspatterns>



<http://www.pinterest.com/perler-bead-patterns-free-printable/>



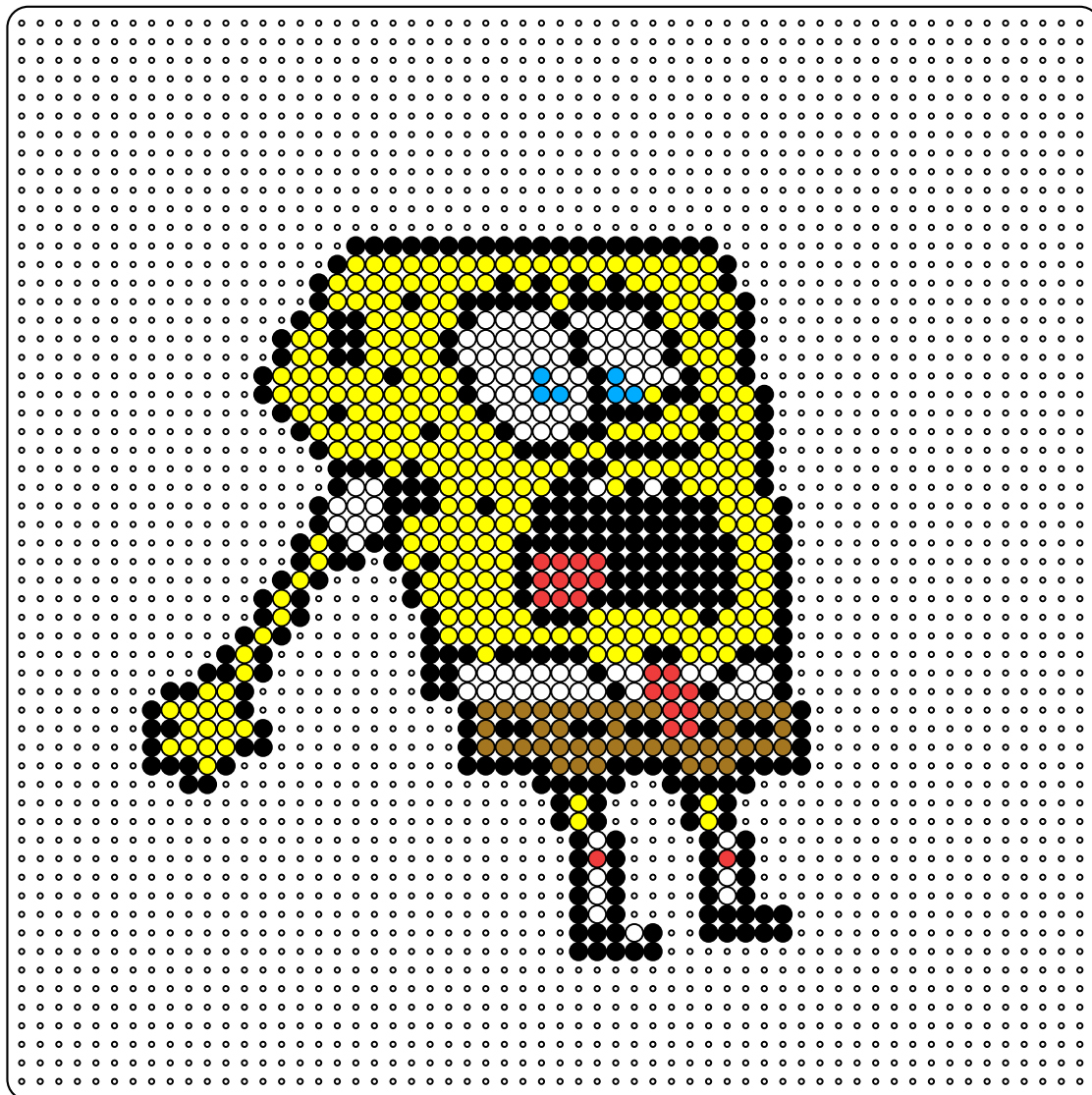
<https://www.youtube.com/user/PerlerBeadPatterns>

I would be glad to see your creations at our Facebook page.

**Have fun with our patterns and with your new creations!**

Disclaimer: All logos, images and trademarks, which serve as reference for creating the patterns, belong to their respective holders and we recognize them as such. However, the perler bead patterns were designed and generated by us. This means they are copyrighted solely to us. This pattern was licensed under the license **Creative Commons BY-NC** Version 3.0. 


## Spongebob scarried



### Perler's number and colors needed:

- |                           |                            |               |
|---------------------------|----------------------------|---------------|
| ○ White (92)              | ● Light blue (6)           | ● Black (342) |
| ● Fluorescent cerise (22) | ● Fluorescent yellow (284) | ● Gold (44)   |


Spongebob scarried top left



Perler's number and colors needed:

- White (34)
- Light blue (2)
- Black (71)
- Fluorescent yellow (124)


**Spongebob scarried top right**



**Perler's number and colors needed:**

- White (25)
- Fluorescent yellow (74)
- Light blue (4)
- Black (92)


Spongebob scarried bottom left



Perler's number and colors needed:

- White (10)
- Black (64)
- Fluorescent cerise (3)
- Fluorescent yellow (49)
- Gold (10)

**Spongebob scarried bottom right**



**Perler's number and colors needed:**

- White (23)
- Black (115)
- Fluorescent cerise (19)
- Fluorescent yellow (37)
- Gold (34)