

# Perler Bead Patterns

## Mask

If you have any question or suggestion please don't hesitate to contact us through our website [www.perler-bead-patterns.com](http://www.perler-bead-patterns.com). For updates regarding new free patterns follow us on:



<https://www.facebook.com/perlerbeadspatterns>



<http://www.pinterest.com/perler-bead-patterns-free-printable/>



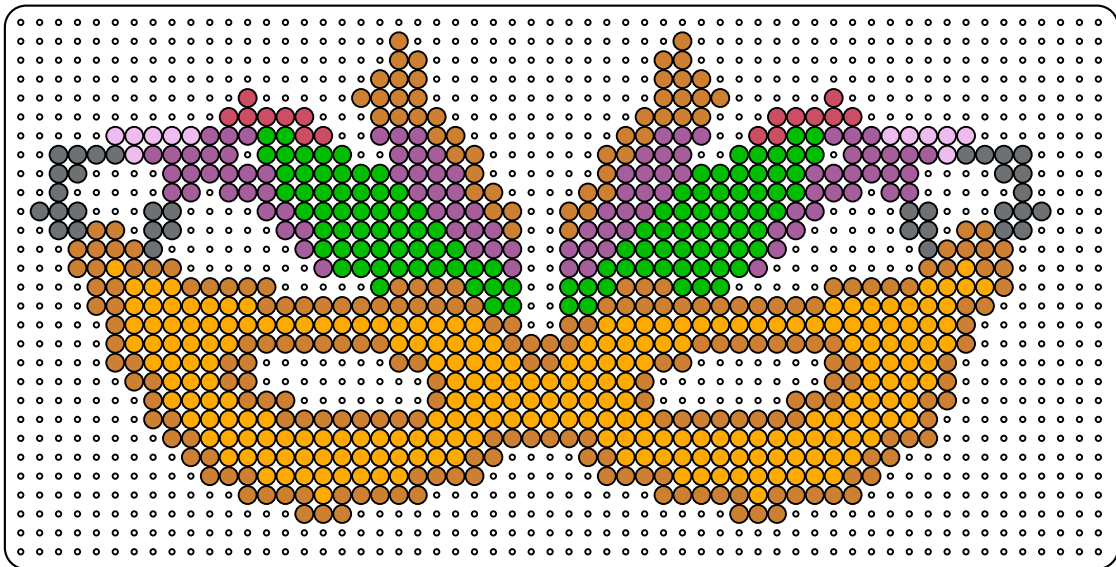
<https://www.youtube.com/user/PerlerBeadPatterns>

I would be glad to see your creations at our Facebook page.

**Have fun with our patterns and with your new creations!**

Disclaimer: All logos, images and trademarks, which serve as reference for creating the patterns, belong to their respective holders and we recognize them as such. However, the perler bead patterns were designed and generated by us. This means they are copyrighted solely to us. This pattern was licensed under the license **Creative Commons BY-NC** Version 3.0. 

# Mask

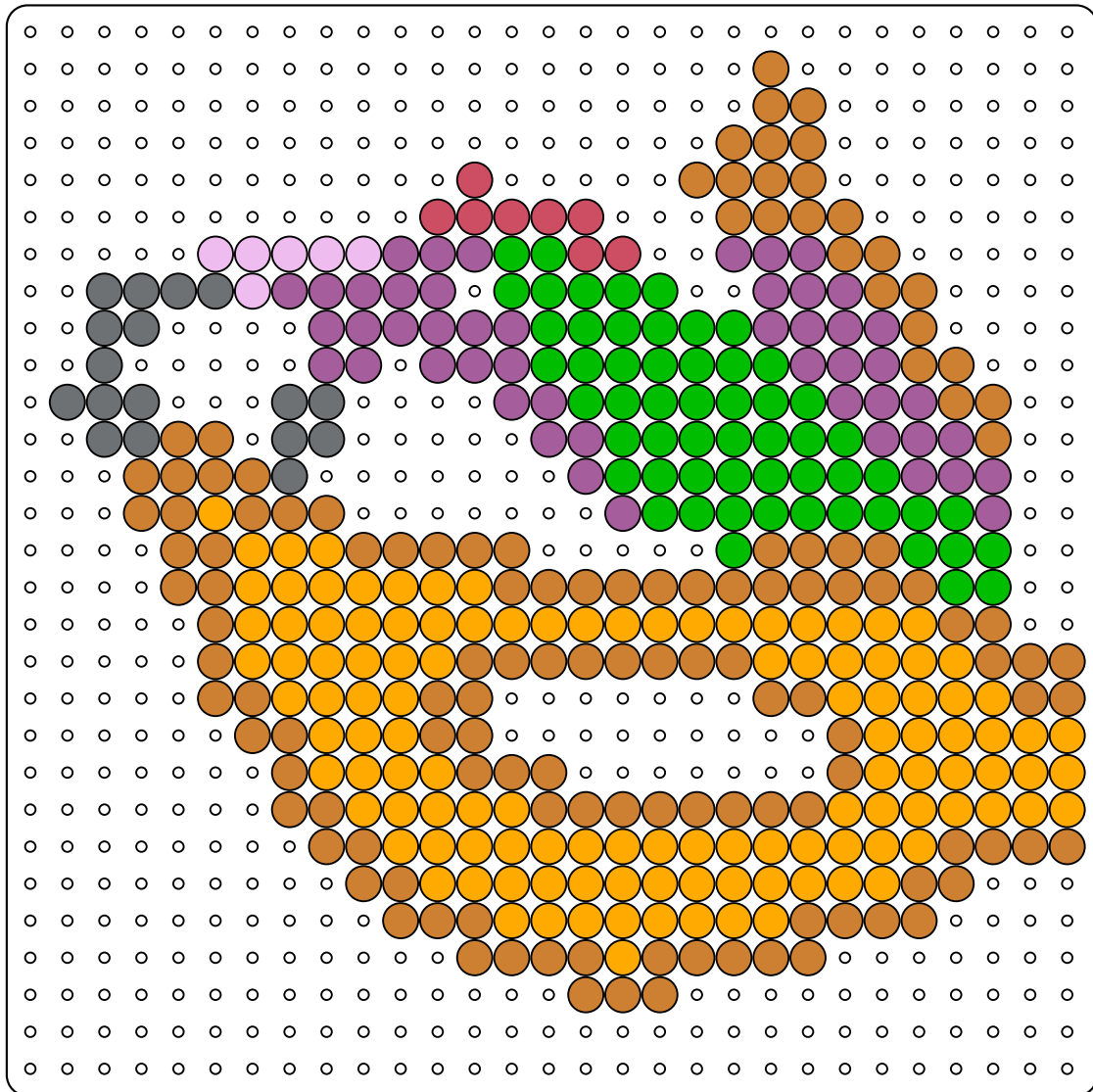


## Perler's number and colors needed:

- Pink (12)
- Translucent red (16)
- Translucent green (115)
- Translucent black (34)
- Translucent purple (97)
- Neon orange (236)
- Bronze (254)

Mask

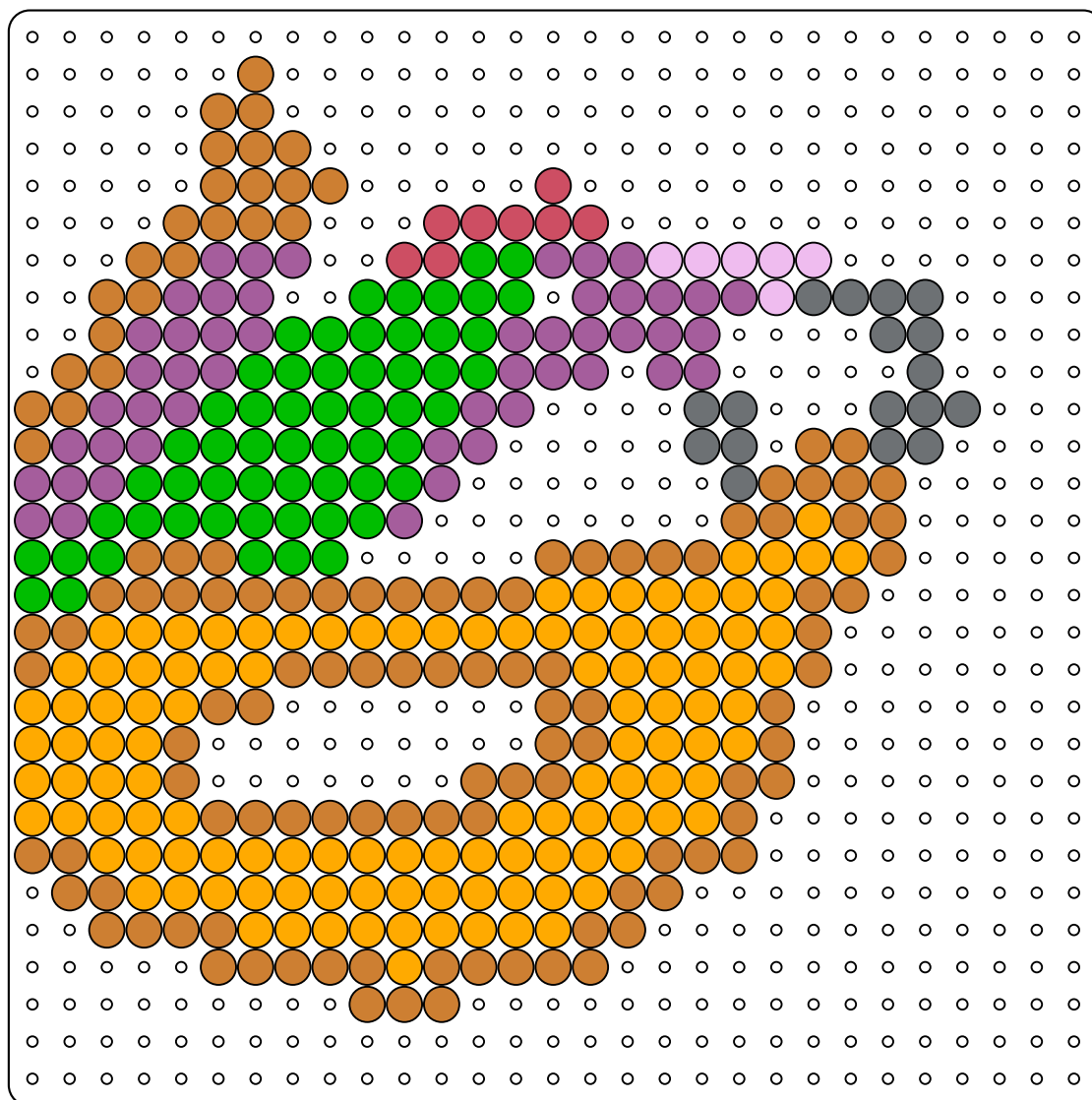
Mask left



Perler's number and colors needed:

- Pink (6)
- Translucent red (8)
- Translucent green (57)
- Translucent black (17)
- Translucent purple (48)
- Neon orange (119)
- Bronze (132)

## Mask right



### Perler's number and colors needed:

- |  |   |   |
|--|---|---|
| <span style="color: pink;">●</span> Pink (6)               | <span style="color: red;">●</span> Translucent red (8)        | <span style="color: green;">●</span> Translucent green (58) |
| <span style="color: grey;">●</span> Translucent black (17) | <span style="color: purple;">●</span> Translucent purple (49) | <span style="color: orange;">●</span> Neon orange (117)     |
| <span style="color: brown;">●</span> Bronze (122)          |   |   |