

# Perler Bead Patterns

## Lightning Mcqueen

If you have any question or suggestion please don't hesitate to contact us through our website [www.perler-bead-patterns.com](http://www.perler-bead-patterns.com). For updates regarding new free patterns follow us on:



<https://www.facebook.com/perlerbeadspatterns>




<http://www.pinterest.com/perler-bead-patterns-free-printable/>




<https://www.youtube.com/user/PerlerBeadPatterns>

I would be glad to see your creations at our Facebook page.

**Have fun with our patterns and with your new creations!**

Disclaimer: All logos, images and trademarks, which serve as reference for creating the patterns, belong to their respective holders and we recognize them as such. However, the perler bead patterns were designed and generated by us. This means they are copyrighted solely to us. This pattern was licensed under the license **Creative Commons BY-NC** Version 3.0. 


# Lightning Mcqueen



## Perler's number and colors needed:

- |                |                          |                       |
|----------------|--------------------------|-----------------------|
| ○ White (119)  | ● Yellow (6)             | ● Red (345)           |
| ● Grey (9)     | ● Black (155)            | ● Reddish brown (205) |
| ● Dark red (1) | ● Translucent black (84) | ● Silver (4)          |


# Lightning Mcqueen left



## Perler's number and colors needed:

- White (29)
- Yellow (3)
- Red (208)
- Black (79)
- Reddish brown (74)
- Dark red (1)
- Translucent black (3)

## Lightning Mcqueen right



### Perler's number and colors needed:

- |                          |              |                       |
|--------------------------|--------------|-----------------------|
| ○ White (90)             | ● Yellow (3) | ● Red (137)           |
| ● Grey (9)               | ● Black (76) | ● Reddish brown (131) |
| ● Translucent black (81) | ● Silver (4) |                       |