

# Perler Bead Patterns

## Flamingo

If you have any question or suggestion please don't hesitate to contact us through our website [www.perler-bead-patterns.com](http://www.perler-bead-patterns.com). For updates regarding new free patterns follow us on:



<https://www.facebook.com/perlerbeadspatterns>




<http://www.pinterest.com/perler-bead-patterns-free-printable/>




<https://www.youtube.com/user/PerlerBeadPatterns>

I would be glad to see your creations at our Facebook page.

**Have fun with our patterns and with your new creations!**

Disclaimer: All logos, images and trademarks, which serve as reference for creating the patterns, belong to their respective holders and we recognize them as such. However, the perler bead patterns were designed and generated by us. This means they are copyrighted solely to us. This pattern was licensed under the license **Creative Commons BY-NC** Version 3.0. 

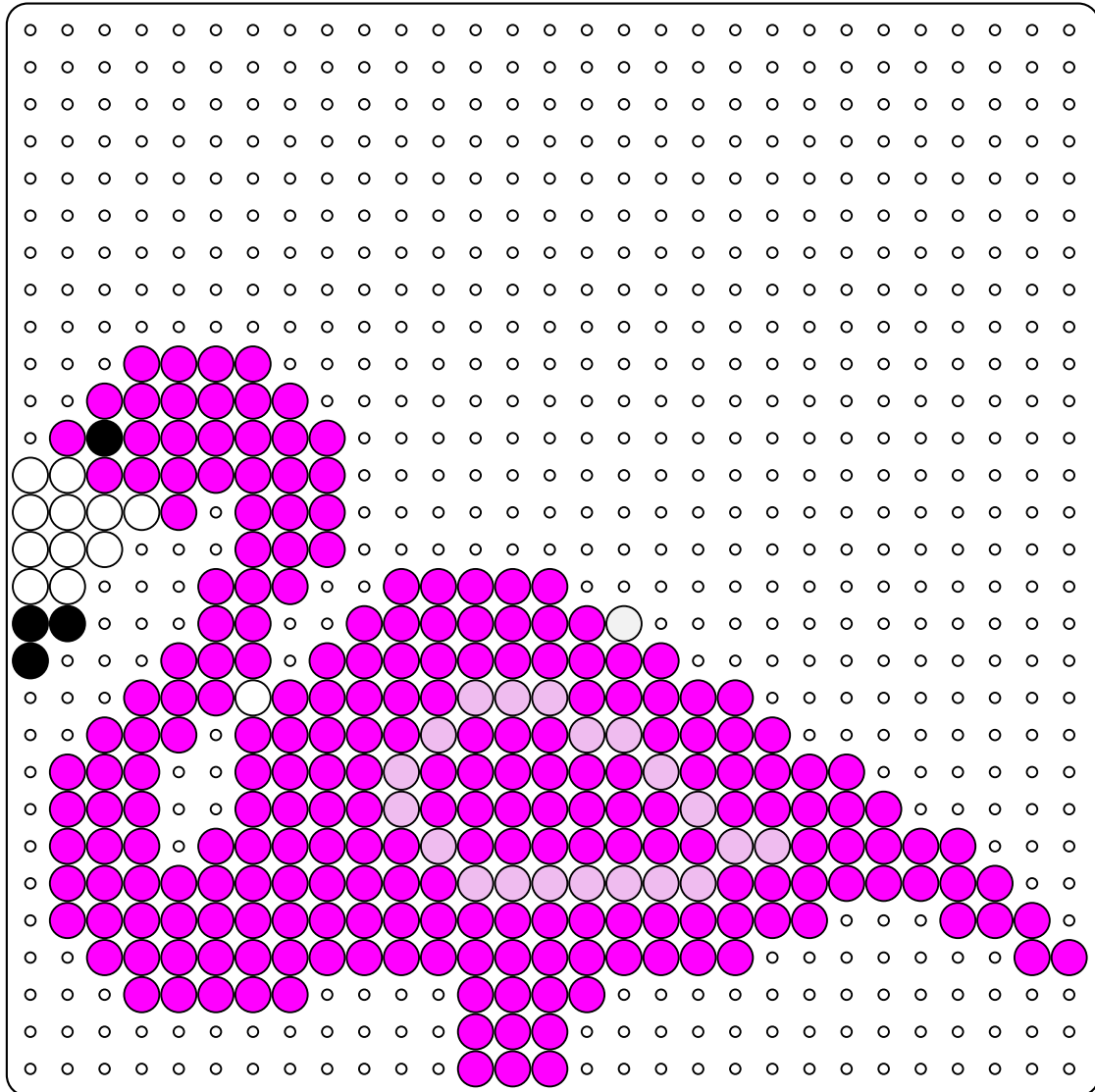
# Flamingo



## Perler's number and colors needed:

- White (12)
- Pink (20)
- Black (4)
- Clear (1)
- Neon fuchsia (324)


## Flamingo top



### Perler's number and colors needed:

- White (12)
- Pink (20)
- Black (4)
- Clear (1)
- Neon fuchsia (225)

## Flamingo bottom



### Perler's number and colors needed:

● Neon fuchsia (99)